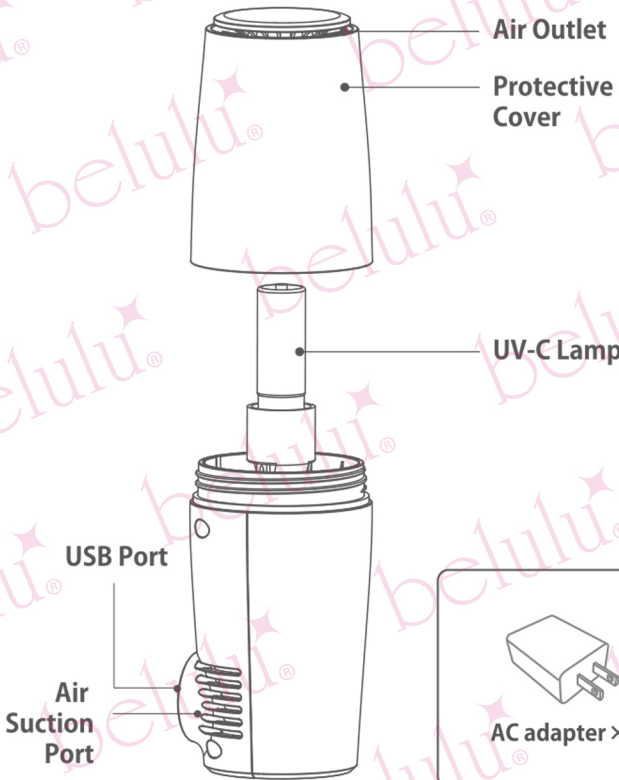



belulu® Portable UV Air Purifier

User's Manual


Parts Name




Accessories




Main Body × 1




UV-C Lamp × 1



User's Manual × 1



AC adapter × 1



USB Cable × 1

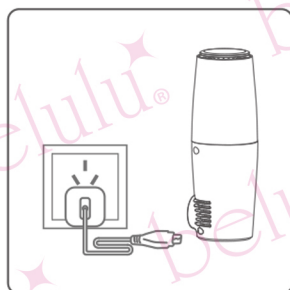
Product name	belulu Portable UV Air Purifier	Cord	KRD-UVAIR
Voltage	5V DC	Watt	4.5W
UV	253nm UV-C Lamp	Noise	≤60DB

Caution: The product's specifications are subject to change without prior notice.
Please be sure to use a USB-compatible adapter with an output of 5V/2A.

Notice

- Please read this manual properly before using this product and use it correctly and safely. Please do not use it for purposes other than what is stated in the instruction manual.
- When using this product, please be sure to protect contents related to the safety of your own body and assets. When you use this product, please be very careful of objects and people in your vicinity. They might cause fire, electrocution, and/or injuries.


UV-C lamp replacement method



1. Remove the USB cable from the main body.



2. Turn the protective cover anti-clockwise and remove it.



3. Turn the UV-C lamp anti-clockwise and remove it.



4. Insert the new UV-C lamp and turn it clockwise to fix it in place.



5. Cover with the protective cover and turn clockwise to secure.

How to use

1. Put the protective cover over it and turn it clockwise to fix it in place.
Connect the main body and the USB-compatible adapter (only compatible with 5V/2A) with the USB cable and plug it into the outlet to have it turn on automatically.
2. Please use it for about two hours in a room with an area of 10 square meters (approximately 3 tsubo or 6 tatami mats) in usual cases.
3. When changing locations, please safely remove and insert it.
4. When replacing the UV-C lamp, please follow the steps of the 'UV-C lamp replacement method'.

Caution

- The UV-C lamp lasts for approximately 5000 hours.
We recommend replacing the UV-C lamp every six months.
- When the brightness of the lamp is clearly dim or different in color, it is time to replace it.
- Please do not use it near objects that fade easily (fabric, wallpaper, etc.)
Ultraviolet rays might cause deterioration.
- Please do not use it near plants. Ultraviolet rays might affect leaves negatively.
- Please clean the lamp often. Its bactericidal effect will decrease.
- When the lamp is on, please be sure not to look at it with naked eyes directly or indirectly for a long period of time.
- Please do not expose your skin to ultraviolet rays directly or indirectly for a long period of time.
This might cause inflammation.

Q & A

Q : How long after the product is turned on will it take for disinfection to be complete?

A : This varies according to the size of the room, but when disinfecting a room with an area of 10 square meters, the disinfection will take about two hours to complete.

Q : Please tell me at what temperature the main body should be used and stored.

A : Please use and store it in an environment that does not exceed 40°C.
If the temperature exceeds that, it might malfunction.

Q : Will formaldehyde form while the main body is running?

A : No. If there is formaldehyde in the space, it can be removed.

Q : Will ozone form while the main body is running?

A : A small amount of ozone is generated by irradiating the air with UV.
This product uses this ozone and the air will be cleaned.
This ozone is very small amount and no harm to the human body.
It is a general mechanism used in many places.

If you have any questions or concerns,
please feel free to contact us.

JAPAN: info@kireido.com

CHINA: china@kireido.com