



belulu® classy

User manual (English)

Thank you for purchasing this product.
Please read this manual carefully before using and keep it well.

1 Safety precautions -In order to use safely-

Please read this「Safety precautions」carefully.

For you and others not to hurt.Represents the harm or damage caused by improper handling.

If you give or lend this product to the others, please give this Safety precautions.

[Display means]

Display	Means
	The wrong way to use, makes people die or risk of serious injury.
	The wrong way to use, possible to makes people die or risk of serious injury.
	The wrong way to use, damage to the person or property.

[Picture display]

	[danger-warning-attention]
	[Prohibited matter]
	[The act of forcing and instruction]

Before use

⚠ Danger

- People who use these following medical electronics,do not use this machine.
 - Implantable medical electronic equipment
 - Medical electronic equipment life support
 - Medical electronic equipment mounted type
 - Other medical electronic equipment
- ※ They may have cause the error.

⚠ Warning

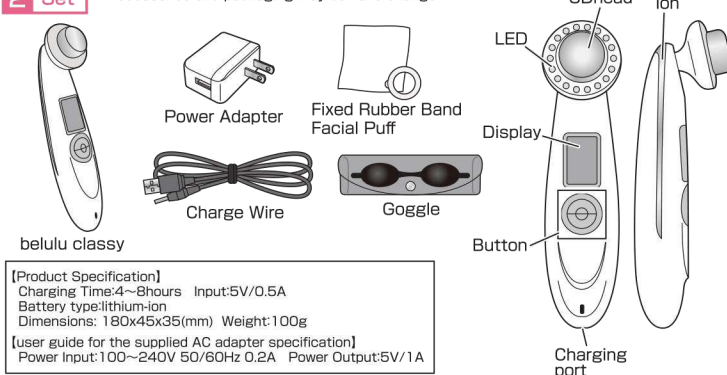
- People who applies to the following
 - Acute disease
 - Febrile disease
 - Tuberculous diseases
 - Hemophilia disease
 - Abnormal blood pressure
 - Malignant tumor
 - Infectious disease
 - Heart disease
 - Angina pectoris
 - Multiple sclerosis
 - Purpura,hemorrhage
 - Skin cancer
 - Skin abnormalities
 - Pregnancy
 - Lactation
 - Epilepsy
 - Facial neuralgia
 - Keloid diathesis
 - Atopy
 - Excessive tanning
 - Purulent inflammation of acne
 - Allergic constitution
 - Rash experience
 - Steroid hormone
 - The head and eye have sequel
 - Precision eye disease
 - Infants and young children
 - People who cannot control themselves
 - During menstruation
 - Other under treatment and abnormality in the body

⚠ Warning

- Do not put it in high temperature&direct sunlight
- If you want to throw away the product,please follow the rules of the area where you live.
- Please do not use these things to clean the product,diluent,essential oil,gasoline,containing drugs, cleaning agents,hot water,etc.
- Please do not put the product around the hot machine.
- Please do not fall the product.
- Please do not wash with water.

2 Set

※ Accessories and packaging may be have change



3 CHARGING METHOD

- When using the machine for the first time after purchasing or when it has not been used in a long time, the machine may react slowly, please fully charge it first.
- Please turn off the power.
- Please charge battery first.
- When charging,the color of the light will turn red.
- ※ During charging,the machine will generate a little hot, which is normal.
- After charging,the color of the light will turn green.
- Can not be used while charging.
- In order to protect the battery,even if not used, please charge the battery every month.
- If the operating time is short, there is a possibility that the battery life.
- The LCD screen lower right, remaining battery only has 1 or 0, please charge.



Place-Power

⚠ Attention

- This product is not waterproof.Please do not use or charge in bathroom.
- Do not put it in a place where fire and high temperature & a place where direct sunlight.
- Do not use plug and code with dirt and rubbish.

⚠ Attention

- Please use the specified conditions(voltage,cable etc) Otherwise it will cause fire,electric shock,etc
- In addition to charging, pull out the cable from the product and outlet.When pulling the plug,do not pull the code.

Prepare and use note

⚠ Attention

- Please use on the face.
- Please use the method of the safety precaution.
- Please follow the use of time.
- This product is household electric appliances,do not be used for commercial purposes.
- If the product and the code have any damage,please stop using it.
- Do not touch the machine and the code with wet hands.

⚠ Warning

- If the skin fell abnormal,please stop using it,please consult your doctor or contact our company.
- If the product abnormal,please stop using.

⚠ Attention

- Please follow the following rules when using.
 - Please try once,make sure that there is no abnormality after use.
 - Take down the metal products.
 - Hair removal site,the day can nor use.
 - ※ May appear skin irritation.
 - On the electrical,do not put the long time.
 - Please press the all buttons before use.

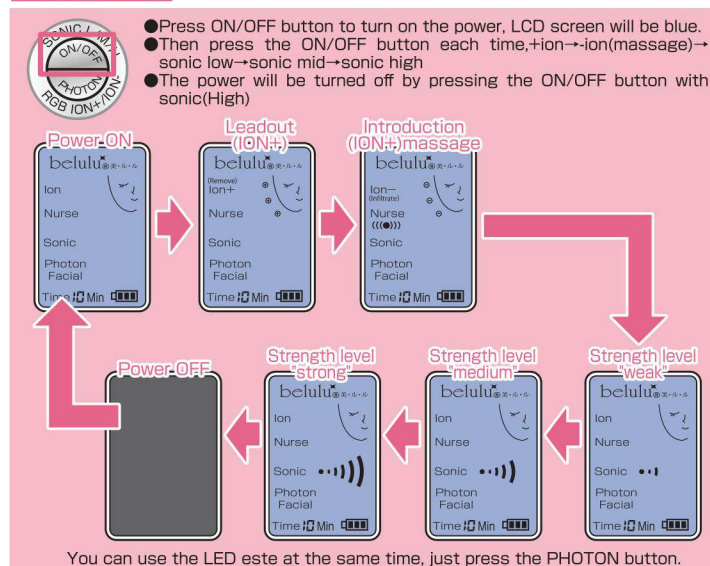
Repair-Maintenance

⚠ Attention

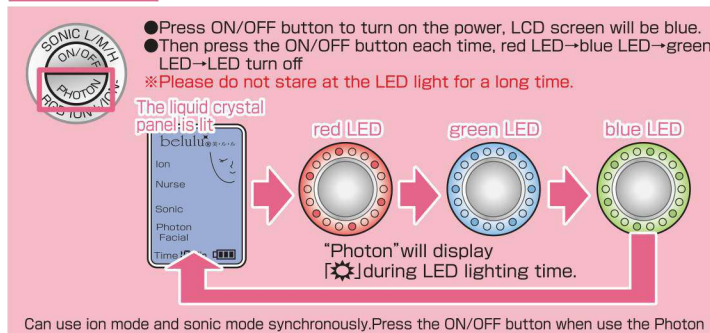
- Do not put it in a place where children can touch.
- Please shut off the power when you clean the product.
- Do not break down or transform the product.

5 Method of operation

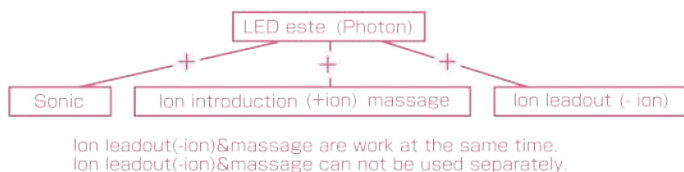
ON/OFF button Press ON/OFF button to turn on the ion and sonic mode



PHOTON button Choose the color of LED lights

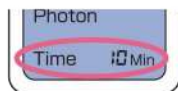


All mode can use with the Photon at the same time



Time function

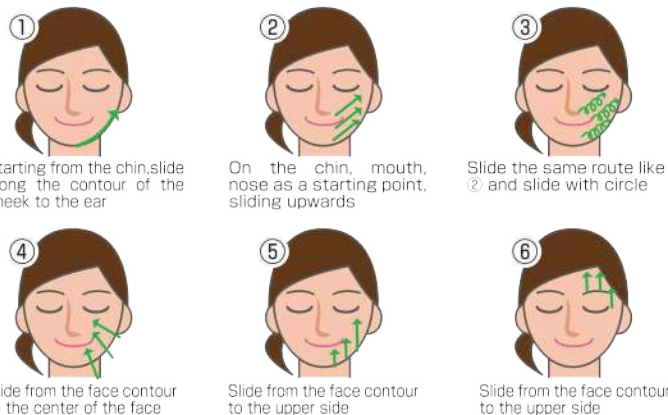
Every face care mode is 10min.
10min later will turn off.



[Attention when using]

- When use the LED light,close your eyes,please do not look LED for a long time.
- When use the ion introduction,please be sure to use beauty liquid.Otherwise dry skin friction is too large.(you can use LED without beauty liquid)
- Please hand in the ion introduction at the side of the main body of the panel.
- Keep straight on the 3Dhead with respect to the skin.Gently slide slowly when you massage.Please take down watches,jewelry and other metal products.
- If you are feel abnormal in use,stop and consult doctor immediately,or contact our company

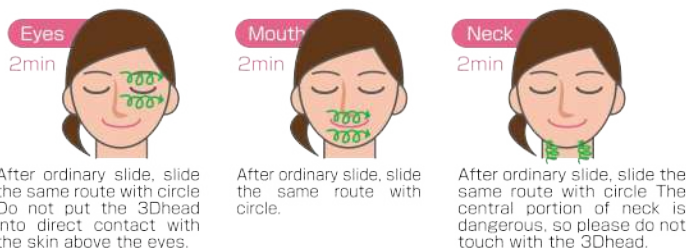
FACE CARE left 2min right 2min Total 4 minutes



Other parts

△ Attention △

The central portion of the neck is dangerous,so please do not touch with the headDo not put the 3D head into direct contact with the skin above the eyes.

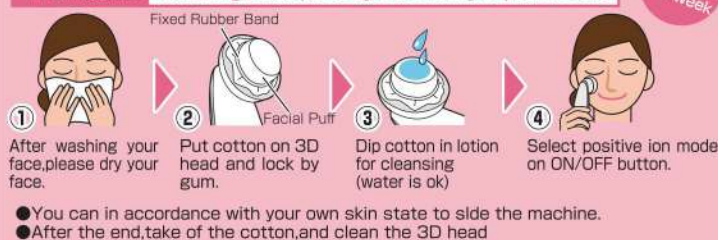


A common inquiry:Will feel a little bit of electric shock in the use of this.

Not leakage. Metal parts of the product have a micro current. This is in order to let the beauty liquid can penetrate into the inner layer of the skin. Some people will feel this micro current, if worry can lower the ultrasonic.

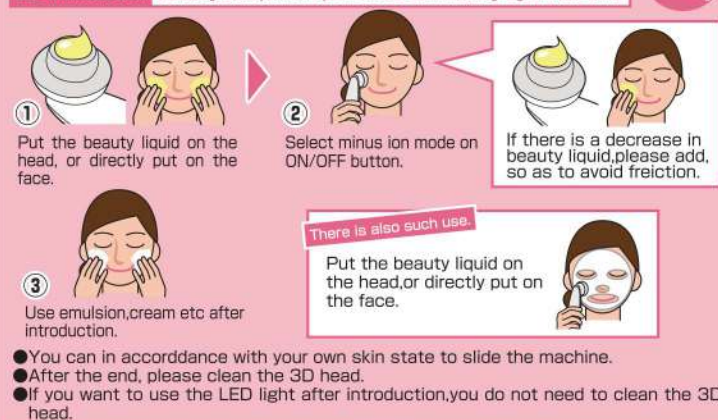
1. Ion leadout Cleansing inside pores by the efficacy of positive ions

Frequency 3/a week



2. Introduction Beauty component penetrate sufficiently by minus ions

Frequency Every day



3. Light este LEDlight,improve skin trouble Choose your own beauty liquid etc.

Frequency Every day



6 After the care

- Press the ON/OFF button more than 2seconds,turn off the power
- Use emulsion,cream etc
- Clean 3Dhead with disinfectant alcohol
- ※Do not use oil,etc
- ※Do not wash with water
- Do not put it in the sun,high temperature and high moisture.Do not put it in the place where children can touch

Q&A

Q I can not feel (Sonic) vibration

A 1 SONIC vibration frequent is about 3 million per seconds.
So your skin feels less than any stimulus.
And close 3D head to the ear, you can hear the sound "buzz".

Q Can I use it every day?

A Frequent use may cause damage to the skin, we recommend 3 times a week.

Q Do I have to use the beauty liquid?

A Emolient water,lotion etc, also can use.
We recommend belulu beauty liquid.

Q What material 3D head used?

A Stainless steel.

Q Can not change the mode.

A When the switch is turn on, after a certain period of time, the liquid crystal lights will be turn off.
After turn off, if you want to change the mode, you have to push the button once to turn on the lights, and then push again to change the mode.

Q Weak light(display,LED)

A Maybe need charge.

If you have any questionsPlease contact our company

JAPAN E-Mail :support@kireido.com

+α

Sonic Skin cell activation!

Use sonic mode after +ion mode.
Please use beauty gel,liquid cosmetics etc, when use sonic mode.

Frequency 3/a week