

# belulu~AquaRufa~

美・ル・ル アクアアルファ

## Manual

Thank you very much for purchasing this product.  
Please read this user's manual carefully before using the product.  
There is a guarantee certificate at the end of this document,  
so please make sure to store it in a safe place.



## Warning

警告

注意

- Make sure to use the right voltage, AC adapter, etc. by following the specifications in this document.
- Do not use this product if you find any problems with it, including any damages, faults, deformities, broken cables, etc.
- If you notice any smoke, offensive smell, abnormal heat, etc. coming from the product, turn the power off and stop using it immediately.
- Do not pull on the power adapter cable or touch the plug area with wet hands.
- Do not leave or use this product or the power adapter in places that may be subject to high temperatures, such as stoves, etc.
- Avoid using this product with wet hands, or when it is damp or covered in dirt, etc.
- This product is not waterproof. Never use this product in places with high humidity, such as bathrooms, etc. This may cause burns, electric shocks, or product faults.
- If you notice any abnormal effect on your skin, stop using this product and consult your physician.
- Look at the list below carefully, and do not use this product if any of those conditions apply to you.
- Never attempt to disassemble or reassemble, or do any type of maintenance work on this product by yourself. This may cause the product or its accessories to become damaged or faulty. Any issues caused to the product or its accessories by these actions are not covered by the product guarantee, and the company shall bear no responsibility for them.

- Avoid using this product excessively on sensitive areas of your skin.
- If you experience any pain, etc. during use, move the head plate immediately away from your skin.
- Do not subject the product to any strong actions such as by dropping or hitting it.
- The product is fully charged within approximately 4 to 8 hours. Do not continue to charge it once it is fully charged.
- Disconnect the charger cable from the product when it is not being charged.
- Do not wash this product with water. If dirty, take a damp cloth, wring it well, and use it to clean the product gently. Do not use solvents such as benzene, thinner, etc. to clean this product.
- Any injuries, faults, damages, etc. caused to the product due to your failure to follow the important notes and warnings stated above, any incorrect use or disassembly/reassembly of the product, or any maintenance work done by yourself, are not covered by the product guarantee, and the company shall bear no responsibility for them.

## ＜Danger＞

- Acute diseases ● Febrile illnesses ● Blood pressure disorders ● Infectious diseases ● Heart diseases ● Usage of medical electronic equipment (implanted medical devices, such as pacemakers, etc.; electronic life-support equipment, such as heart-lung machines, etc.; or wearable medical electronic devices, such as wearable electrocardiogram devices, etc.) ● History of skin cancer ● Skin disorders caused by diabetes or other diseases ● Currently pregnant ● Currently breast-feeding ● Skin conditions (atopic dermatitis, skin inflammation due to overexposure to the sun, infected and inflamed acne, and sensitive skin due to allergic reactions) ● Dermatitis caused by cosmetics ● Generally not in good physical health ● Usage of long-term doses of steroid hormones drugs, etc.

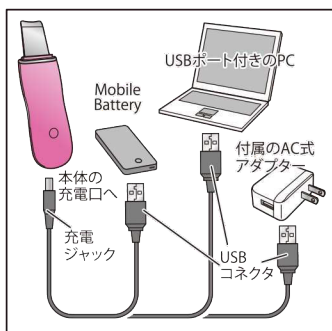
## ＜Do not apply these parts＞

- Malignant tumors ● Cuts ● On bones or joints ● Areas with silicone due to plastic surgery, etc. ● Vocal cords area ● Delicate zones such as hair, around the eyes and ears, mucous membranes, etc.

■ Please charge for 1 hour before the first time using ■

## Recharging

- Make sure to recharge the product in the following situations: if you are using the product for the first time after purchase, if you have not used it for a very long time, if its power seems low, or if it seems to work for short periods of time.
- Insert the charging cable's connector into the device's charging port, and insert the AC adapter into a household power outlet, mobile battery or USB port equipped personal computer.
- While charging the charge notification light 'Power • Charge' turns on red light.
- The device may become slightly hotter while charging; however, this is normal.
- The charging time and operating time will vary depending on how frequently the product is used.
- The charging light changes to green when the product is fully charged. Make sure to disconnect the cable once charging is complete.
- This product cannot be used while connected to the charging cable. Make sure to check that the charging cable is disconnected when using the product.
- The most suitable room temperature for charging is 15°C to 30°C. Charging the product at low temperatures may shorten its battery life, so make sure to charge the product at the appropriate temperature. In addition, the product's charging speed may decrease at approximately 0°C or less.
- In order to protect the built-in battery, make sure to charge the product once per month even when you are not using it for long periods of time.
- If the product's operating time seems short even though it has been charged correctly, the cause of this is likely to be the battery life.



- Make sure to do a patch test so that you can use the product in complete safety.
- Apply some lotion to a weak part of your skin, such as the inside of your arm, and try out all the functionality provided by the product as outlined on this manual.
- Once you have verified that you have had no adverse reactions, you can move onto your face care. If you do experience any abnormality on your skin, do not use the product, and make sure to consult our company or your physician.

## belulu AquaRufa Specification

### Water peeling / Water scrubber

Ultrasonic High Frequency Vibration quickly and thoroughly clean up skin dirt with mist. There is no heat and damage.

### Ion Leading out / Ion+ mode

Positive Ion for super cleansing experience. Ion Leading out Function to discharge accumulated skin dirt. It can relieve melanin and dirt, firm wrinkles and whiten skin, helping restore the elasticity and make your skin firm, smooth and delicate.

### Ion Leading in / Ion- mode

Negative Ion for better absorption to skincare products. Ion Leading-in Function to improve nutritional absorption.

### Lifting / Patting

Microcurrent can lift and tighten, smooth and rejuvenate skin. And ultrasonic vibrating can facilitate the blood circulation, accelerate lymphatic circulation.

## Set description


※There will be some changes without any notices.



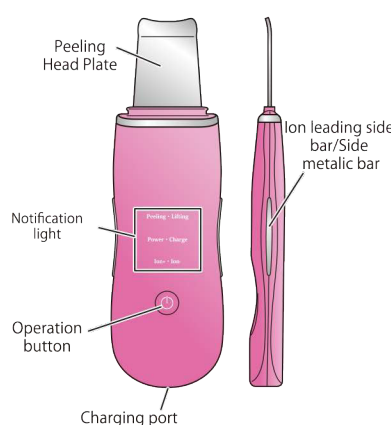
belulu AquaRufa



AC adaptor



USB cable



## 【Specification】

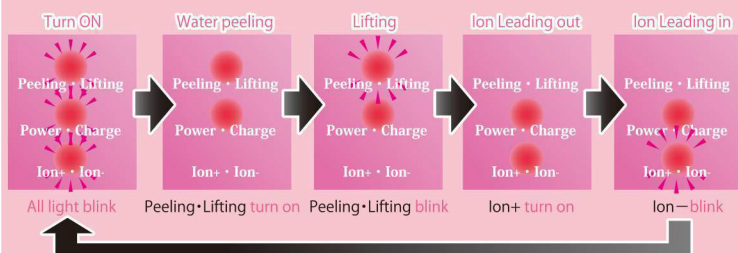
Charge time : 4-8 hours Input : 5V/0.5A  
Battery : Lithium ion battery  
Size : H 165×W 53×D 15mm  
Weight : About 76g

## 【USB connect AC adaptor】

Input : 100-240V 50/60Hz ± 0.2A  
Output : 5V/1A

## belulu AquaRufa How to use

- Please push the Operation button, then all notification lights turn on. ※Don't long push.
- Push the button again and water peeling mode starts.
- By pushing the button, it will change the mode from Water peeling → Lifting → Ion+ → Ion-.
- Power • Charge light turns on red all time.
- It turns off by long pushing.



## Basic Care Method

It does not matter whether you care water peeling or ion+ mode earlier.

## 【Caution!】

- Before you use, please wash your face and wipe fully as usual.
- Don't use this product on dry skin. It cause any skin problems.
- Don't use this product at one point, please slide it on your whole skin.
- If the head plate doesn't slide well, please apply more water, lotion or serum.
- Don't rub the head plate on your skin.
- Please be sure to grasp the side metallic parts to induce the weak current.
- Please take off all accessories, watches, jewelries and other metal products.
- If you notice any abnormal effect on your skin, stop using this product and consult your physician.
- After each care, please apply beauty lotion or cream to moisturize.



# Basic Care Method

It does not matter whether you care water peeling or ion+ mode earlier.

## [Caution!]

- Before you use, please wash your face and wipe fully as usual.
- Don't use this product on dry skin. It cause any skin problems.
- Don't use this product at one point, please slide it on your whole skin.
- If the head plate doesn't slide well, please apply more water, lotion or serum.
- Don't rub the head plate on your skin.
- Please be sure to grasp the side metallic parts to induce the weak current.
- Please take off all accessories, watches, jewelries and other metal products.
- If you notice any abnormal effect on your skin, stop using this product and consult your physician.
- After each care, please apply beauty lotion or cream to moisturize.

## 1. Ion+ Care Cleansing



① Before using, please wash your face and wipe as usual.

② Please wet your face with water or lotion.  
※Don't use on dry skin.

③ Turn on the Ion+ mode, then slide the plate softly.

● Be careful with the plate side & direction. You may focus to clean where you have many dirt.

● Please add more toner, water or lotion when the plate doesn't slide well.

● Every time you find the dirt on the plate, please clean and wipe it.

● After you finished care, please clean the machine with damp cloth. And apply any lotion or serum to your skin to moisturize.

2-3times / week 10minutes / day



Be careful with the plate direction  
Direction

## 2. Water peeling Cleansing, Removing the old keratin



① Before using, please wash your face and wipe as usual. Or after Ion+ care, please clean and wipe your skin.

② Please wet your face with water or lotion.  
※Don't use on dry skin.

③ Turn on the peeling mode, then slide the plate softly.

● Be careful with the plate side & direction. You may focus to clean where you have many dirt.

● Please add more toner, water or lotion when the plate doesn't slide well.

● Every time you find the dirt on the plate, please clean and wipe it.

● After you finished care, please clean the machine with damp cloth. And apply any lotion or serum to your skin to moisturize.

2-3times / week 10minutes / day



Be careful with the plate direction  
進行方向  
Direction

## 3. Ion- Care Ion- sink the beauty serum into your skin deeply



① Please wipe water on your skin after Ion+ care or water peeling.

② Please apply beauty serum, beauty gel or lotion on your skin. Or put on the peeling plate head.  
※Don't use on dry skin.

③ Turn on the Ion- mode, then slide the plate softly. Please take the side metallic bar.

● Be careful with the plate side & direction. You may focus to care where you want to especially moisturize part.

● Please add more beauty serum, beauty gel or lotion when the plate doesn't slide well.

● After you finished care, please clean the machine with damp cloth. And apply any beauty cream to your skin to moisturize.

● You may not wipe the lotion on your skin if you do patting care continuously.

Everyday 10minutes / day



Be careful with the plate direction  
Direction

## 4. Patting Microcurrent & Vibration massage + a



① Please wipe water on your skin after Ion+ care or water peeling.

② Please apply beauty serum, beauty gel or lotion on your skin. Or put on the peeling plate head.  
※Don't use on dry skin.

③ Turn on the patting mode, then slide the plate softly. Please take the side metallic bar.

● Be careful with the plate side & direction. You may focus to care where you want to especially moisturize part.

● Please add more beauty serum, beauty gel or lotion when the plate doesn't slide well.

● After you finished care, please clean the machine with damp cloth. And apply any beauty cream to your skin to moisturize.

2-3times / week 10minutes / day



Be careful with the plate direction  
Direction

## After using

- Press the power button to turn it off.
- If the head plate is dirty, use a damp cloth to clean it.
- Avoid storing in places with high temperatures, high humidity, or under direct sunlight, as well as places that are highly dusty or within the reach of children.

This document promises to make the following repairs based on the following conditions. If you were to encounter a fault within the time period specified below from your date of purchase, you may make a repair request on presentation of this document.

## <Repair policy>

1. We would be happy to make repairs if a fault is encountered under normal usage based on the instructions given in this user's manual.
2. Repair requests for faults that have occurred during the product guarantee period may be made by presenting the product and this document.
3. Even if the product is still under the guarantee period, repairs would be chargeable under the following circumstances:
  - a. For any fault or damage caused by the incorrect use, unauthorized repair, or reassembly of the product.
  - b. For any fault caused after purchase during transit, transportation, or due to the product falling to the ground.
  - c. For any fault or damage caused by fire, earthquake, lightning, or any other natural disaster, as well as any public hazard or abnormal voltage.
  - d. If this document is not presented when requesting the repair.
  - e. If this document does not include the customer's name, date of purchase, or if this information has been rewritten over the top.
4. This document is valid in Japan only.

## <Warranty> ※Only for the main device only

■No.: \_\_\_\_\_ ■Name: belulu AquaRufa

■Within 1 year from your date of purchase

■Your name: \_\_\_\_\_

■Address: \_\_\_\_\_

■Order #: \_\_\_\_\_

Beautiful Angel Co., Ltd.  
Order date: \_\_\_\_\_

- When purchasing by mail order, it does not matter if this document does not include the purchase date or store stamp, as customers' information and purchase histories are generally managed by the store. However, your order number will be required when making an inquiry or requesting a repair, so please make sure to make a note of your order number in a safe place.
- This guarantee certificate constitutes our promise to make repairs based on the conditions and the guarantee period specified in this document. Therefore, (for the main device only) this guarantee certificate does not affect customers' statutory rights. Please contact us if you have any queries about repairs to be made outside of the guarantee period.

- Regardless of the number of times that the product has been used, if a repair request is made 3 months after the date of purchase, the customer shall be liable for the return postage fee.
- Outside of the guarantee period, if after diagnosis we consider that repairing the product would be feasible, you may request for such a repair to be executed subject to a repair fee.

We accept a refund only for defective within 7 days.

Please feel free to contact us.

TEL: +81-50-4560-1423  
E-mail: support@kireido.com

ZIP: 221-0801  
Add: Beautiful Angel Co., Ltd.  
Kentai building Kandaiji  
2-29-25, Kanagawa-ku  
Yokohama, Kanagawa  
Japan