

Thank you very much for purchasing this product. Please read this user's manual carefully before using the product. There is a guarantee certificate at the end of this document, so please make sure to store it in a safe place.

- This device is not medical equipment.
- This device does not guarantee to improve any disease or sickness.
- Use only fixed temperature water. All troubles caused by putting other liquid are not covered by the product guarantee.

■ Please charge for 1 hour before the first time using ■



Caution

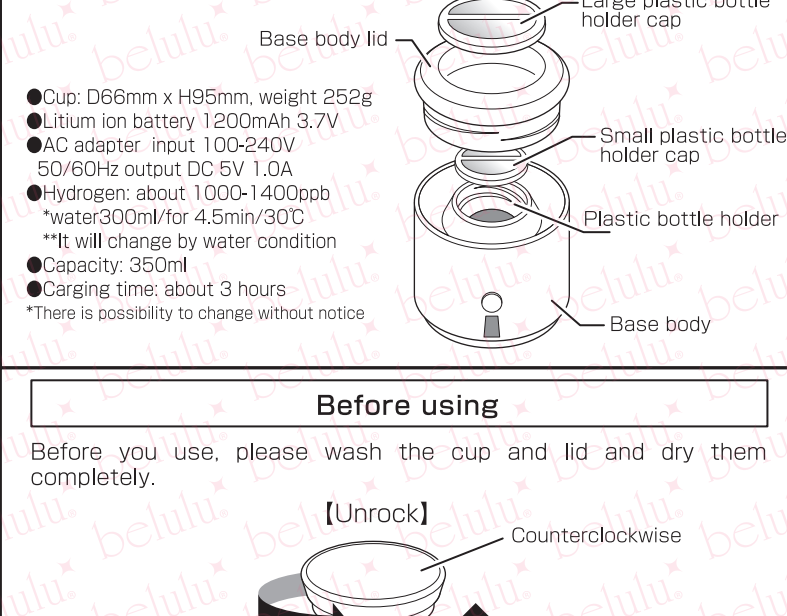
<Danger> There is possibility to die or injure.

- Acute diseases ● Febrile illnesses ● Blood pressure disorders ● Infectious diseases ● Heart diseases ● Usage of medical electronic equipment (implanted medical devices, such as pacemakers, etc.; electronic life-support equipment, such as heart-lung machines, etc.; or wearable medical electronic devices, such as wearable electrocardiogram devices, etc.) ● Diabetes or other diseases ● Currently pregnant ● Currently breast-feeding ● Restriction of water intake by doctor ● Generally not in good physical health ● Usage of long-term doses of steroid hormones drugs, etc.
- ◆ Never disassemble or modify the device. It can cause fire or electric shock.
- ◆ Don't give impact on the device or drop it. It can cause electric shock, damage or fire.
- ◆ Please keep the device away from water. If water ever got into the inside of base body, it can cause troubles.
- ◆ When the adapter is damaged, ask us for new one.
- ◆ Please keep the device and the adapter away from electric heaters. It can cause modification, damage or fire.
- ◆ If the base product is dirty, use a damp cloth to clean it. It is not water-proof.
- ◆ Avoid storing in places with high temperatures, high humidity, or under direct sunlight, as well as places that are highly dusty or within the reach of children.

- Make sure to use the right voltage, AC adapter, etc. by following the specifications in this document.
- Do not use this product if you find any problems with it, including any damages, faults, deformities, broken cables, etc.
- If you notice any smoke, offensive smell, abnormal heat, etc. coming from the product, turn the power off and stop using it immediately.
- Do not pull on the power adapter cable or touch the plug area with wet hands.
- Do not leave or use this product or the power adapter in places that may be subject to high temperatures, such as stoves or in refrigerator etc.
- Avoid using this product with wet hands, or when it is damp or covered in dirt, etc.
- Base body is not waterproof. Never use this product in places with high humidity, such as bathrooms, etc. This may cause burns, electric shocks, or product faults.
- If you notice any abnormal effect, stop using this product and consult your physician.
- Don't put other kinds of liquid. Use only water.
- Don't use boiled water. (5-40°C is desirable)
- When you don't use the device for a long time, store it after drying it completely.
- Never attempt to disassemble or reassemble, or do any type of maintenance work on this product by yourself. Any issues caused to the product or its accessories by these actions are not covered by the product guarantee, and the company shall bear no responsibility for them.
- Disconnect the charger cable from the product when it is not being charged.
- Do not wash this base product with water. If dirty, take a damp cloth, wring it well, and use it to clean the product gently. Do not use solvents such as benzene, thinners, etc. to clean this product.

● Any injuries, faults, damages, etc. caused to the product due to your failure to follow the important notes and warnings stated above, any incorrect use or disassembly/reassembly of the product, or any maintenance work done by yourself, are not covered by the product guarantee, and the company shall bear no responsibility for them.

Parts name

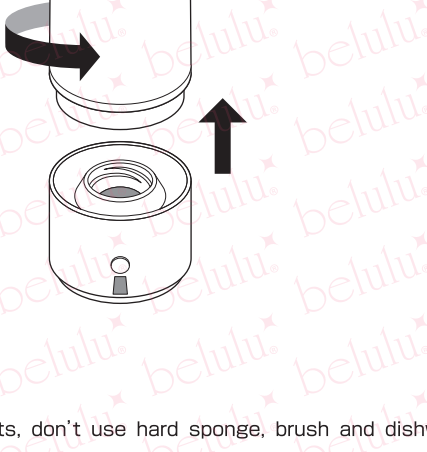


- Cup: D66mm x H95mm, weight 252g
- Lithium ion battery 1200mAh 3.7V
- AC adapter input 100-240V 50/60Hz output DC 5V 1.0A
- Hydrogen: about 1000-1400ppb *water300ml/for 4.5min/30°C
- **It will change by water condition
- Capacity: 350ml
- Charging time: about 3 hours
- *There is possibility to change without notice

Before using

Before you use, please wash the cup and lid and dry them completely.

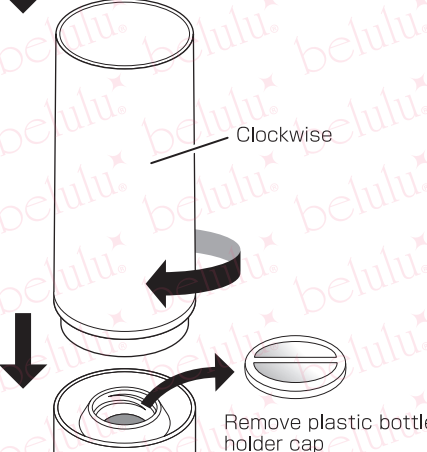
[Unrock]



注意

- When wash the parts, don't use hard sponge, brush and dishwashing machine.
- Do not wash this base product with water. If dirty, take a damp cloth, wring it well, and use it to clean the product gently. Do not use solvents such as benzene, thinners, etc. to clean this product.

[Rock]



Refer to upper pictures how to set.

注意

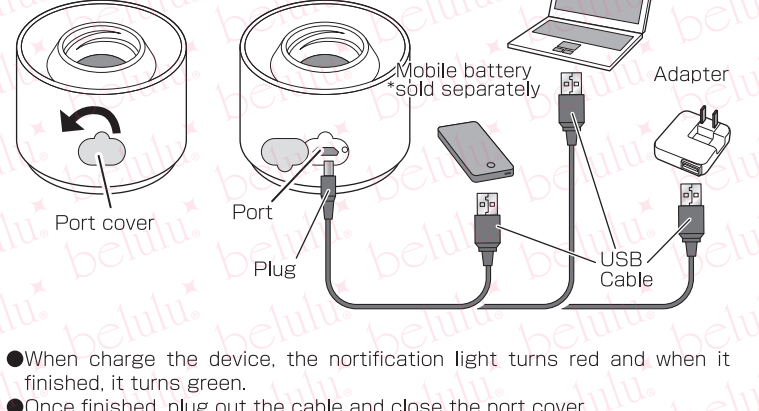
Make sure to rock each parts completely.

Charge

Please charge it before the first time using. Also when the notification light turns red, charge it.

Please connect the device to mobile battery, personal computer or AC adapter with cable.

When plug in the cable, open the port cover.



- When charge the device, the notification light turns red and when it finished, it turns green.
- Once finished, plug out the cable and close the port cover.
- The charging time is for about 3 hours.
- When it charged full, it will last 8 to 20 times but it changes by the water type or quantity.
- Don't use it under connected with charging cable.
- *There is possibility to change without notice

About Water

[Recommended water]

- Drinking water
- Desirable 5-40°C
- The water which filtered with hollow fiber including activated carbon
- Tap water or refined water
- ※Caution※

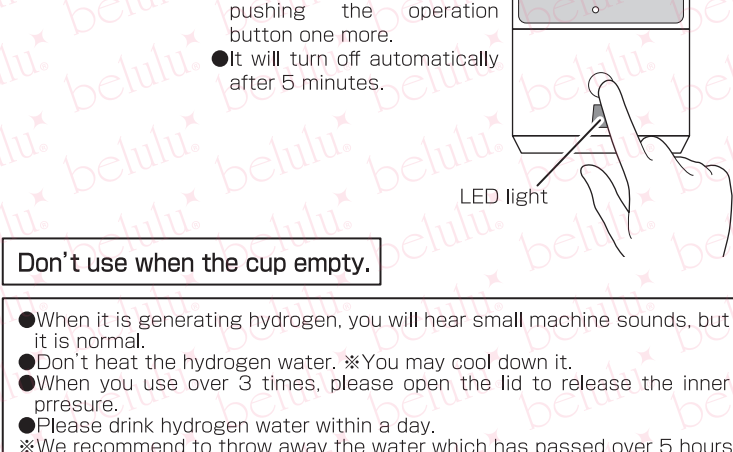
Tap water includes chlorine, alkaline agent and flocculants, etc. And there are red rusts in water pipe. When using tap water, these drugs or impurities dirty the 'hydrogen producing electrode' and it cause hypoactive or discoloring. Please wash and clean the cup and device frequently.

[Don't use these type of water]

- High-vanadium-containing water
- Hard water, over 80

How to make hydrogen water with cup

- Put water in cup and rock the lid completely.
- Push the operation button twice.
- ※Don't over the max water line.
- The notification light turns on.

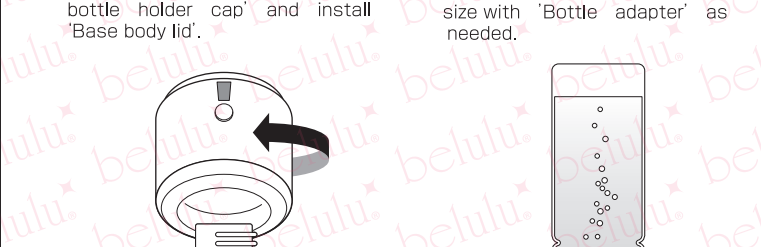


- It will generate hydrogen for 5 minutes.
- It stops the generating by pushing the operation button one more.
- It will turn off automatically after 5 minutes.

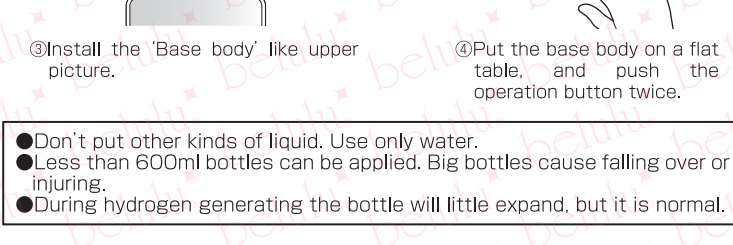
Don't use when the cup empty.

- When it is generating hydrogen, you will hear small machine sounds, but it is normal.
- Don't heat the hydrogen water. ※You may cool down it.
- When you use over 3 times, please open the lid to release the inner pressure.
- Please drink hydrogen water within a day.
- ※We recommend to throw away the water which has passed over 5 hours.
- It may smell by electrolysis, but it is normal.
- pH value won't be changed by this device.

How to make hydrogen water with bottle



- ① Remove 'Large & Small plastic bottle holder cap' and install 'Base body lid'.
- ② You can adjust the connection size with 'Bottle adapter' as needed.

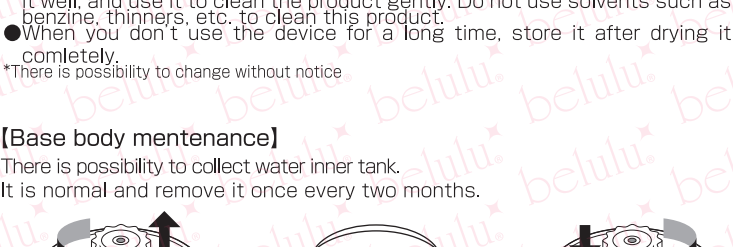


- ③ Install the 'Base body' like upper picture.
- ④ Put the base body on a flat table, and push the operation button twice.

- Don't put other kinds of liquid. Use only water.
- Less than 600ml bottles can be applied. Big bottles cause falling over or injuring.
- During hydrogen generating the bottle will little expand, but it is normal.

Maintenance

- Cleaning mode: Fill the water in the cup, press the operation button for 2 seconds and operate cleaning mode to remove any substances once every two weeks. **Don't drink the cleaning water.**

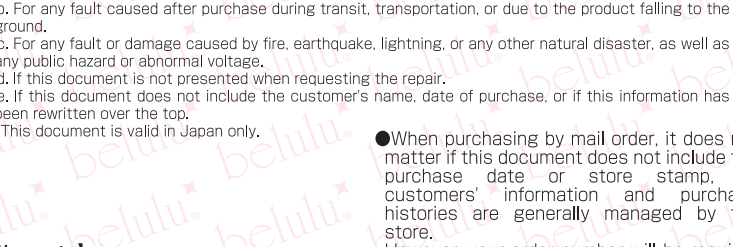


- By long pressing operation button, notification light blinks red, and it starts cleaning mode.
- The alarm sounds 'pee pee pee' during the cleaning. It is normal.
- It turns off after 5 minutes automatically, then throw away the water.
- Don't drink the cleaning water.

- If foreign substances get stuck between the electrodes, it may cause damage to the device.
- It recommends to clean the cup with citric acid as needed.
- Wash all parts except base body with detergent and dry them completely.
- Do not wash this base product with water. If dirty, take a damp cloth, wring it well, and use it to clean the product gently. Do not use solvents such as benzene, thinners, etc. to clean this product.
- When you don't use the device for a long time, store it after drying it completely.
- *There is possibility to change without notice

[Base body maintenance]

There is possibility to collect water inner tank. It is normal and remove it once every two months.



This document promises to make the following repairs based on the following conditions. If you were to encounter a fault within the time period specified below from your date of purchase, you may make a repair request on presentation of this document.

(Repair request)

1. We would be happy to make repairs if a fault is encountered under normal usage based on the instructions given in this user's manual.
2. Repair requests for faults that have occurred during the product guarantee period may be made by presenting the product and this document.
3. Even if the product is still under the guarantee period, repairs would be chargeable under the following circumstances:
 - a. For any fault or damage caused by the incorrect use, unauthorized repair, or reassembly of the product.
 - b. For any fault caused after purchase during transit, transportation, or due to the product falling to the ground.
 - c. For any fault or damage caused by fire, earthquake, lightning, or any other natural disaster, as well as any public hazard or abnormal voltage.
 - d. If this document is not presented when requesting the repair.
 - e. If this document does not include the customer's name, date of purchase, or if this information has been rewritten over the top.
4. This document is valid in Japan only.

- When purchasing by mail order, it does not matter if this document does not include the purchase date or store stamp, as customers' information and purchase histories are generally managed by the store. However, your order number will be required when making an inquiry or requesting a repair, so please make sure to make a note of your order number in a safe place.
- This guarantee certificate constitutes our promise to make repairs based on the conditions and the guarantee period specified in this document. Therefore, (for the main device only) this guarantee certificate does not affect customers' statutory rights. Please contact us if you have any queries about repairs to be made outside of the guarantee period.

[Warranty]

※Only for the base body device

- Name: belulu AQUAMARINE
- Within 1 year from your date of purchase
- Your name: _____
- Address: _____
- Order #: _____

Beautiful Angel Co., Ltd.
Order date: _____

Please feel free to contact us.
TEL:+81-45-227-5121
E-mail:shop@kireido.com

ZIP:221-0801
Add: Beautiful Angel Co.,Ltd
Kentai building Kandajii
2-29-25, Kanagawa-ku
Yokohama, Kanagawa
Japan

If you have any questions, please contact our company.

JAPAN

TEL : 045-227-5123
E-Mail : shop@kireido.com

CHINA

TEL : 0771-28752414
E-Mail : china@kireido.com

We accept a refund only for defective within 7 days.